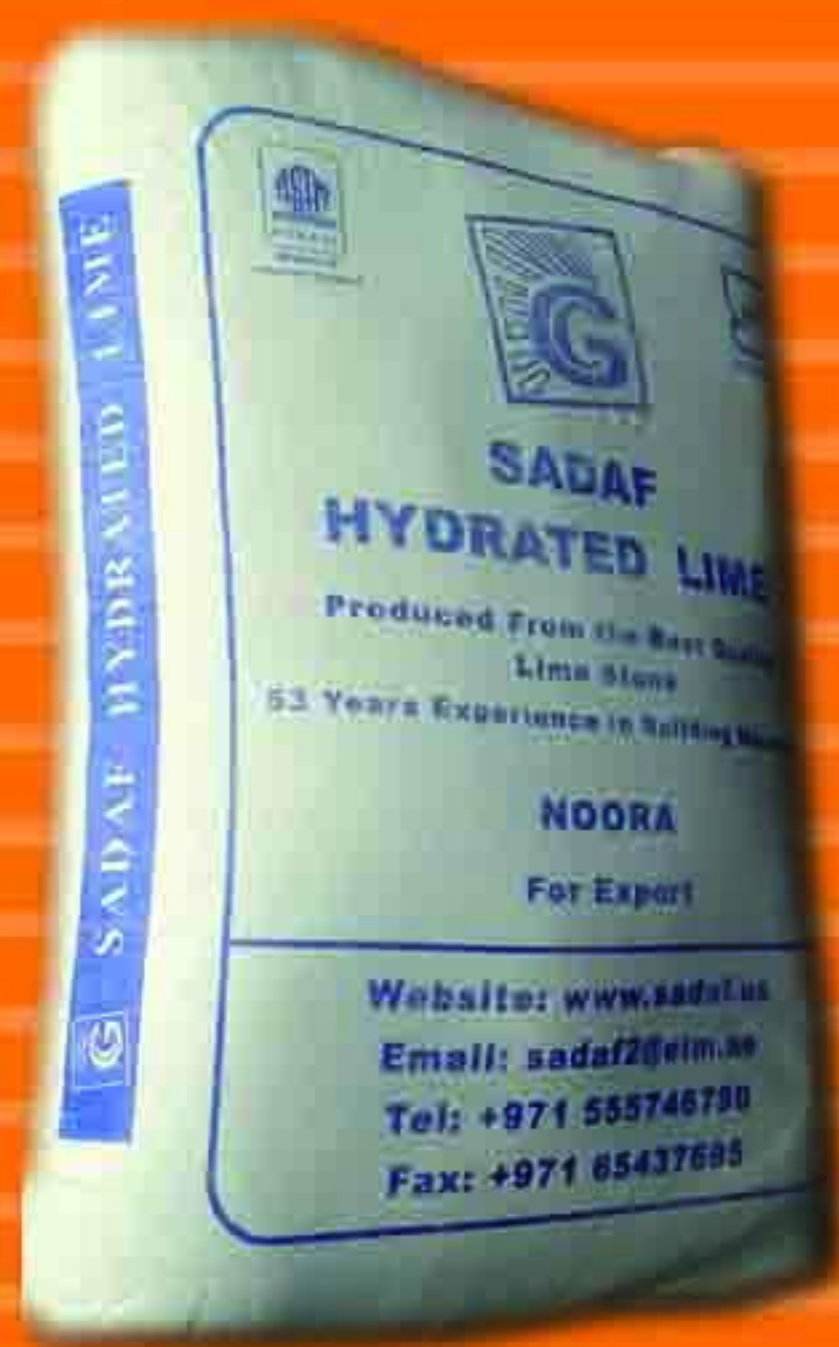
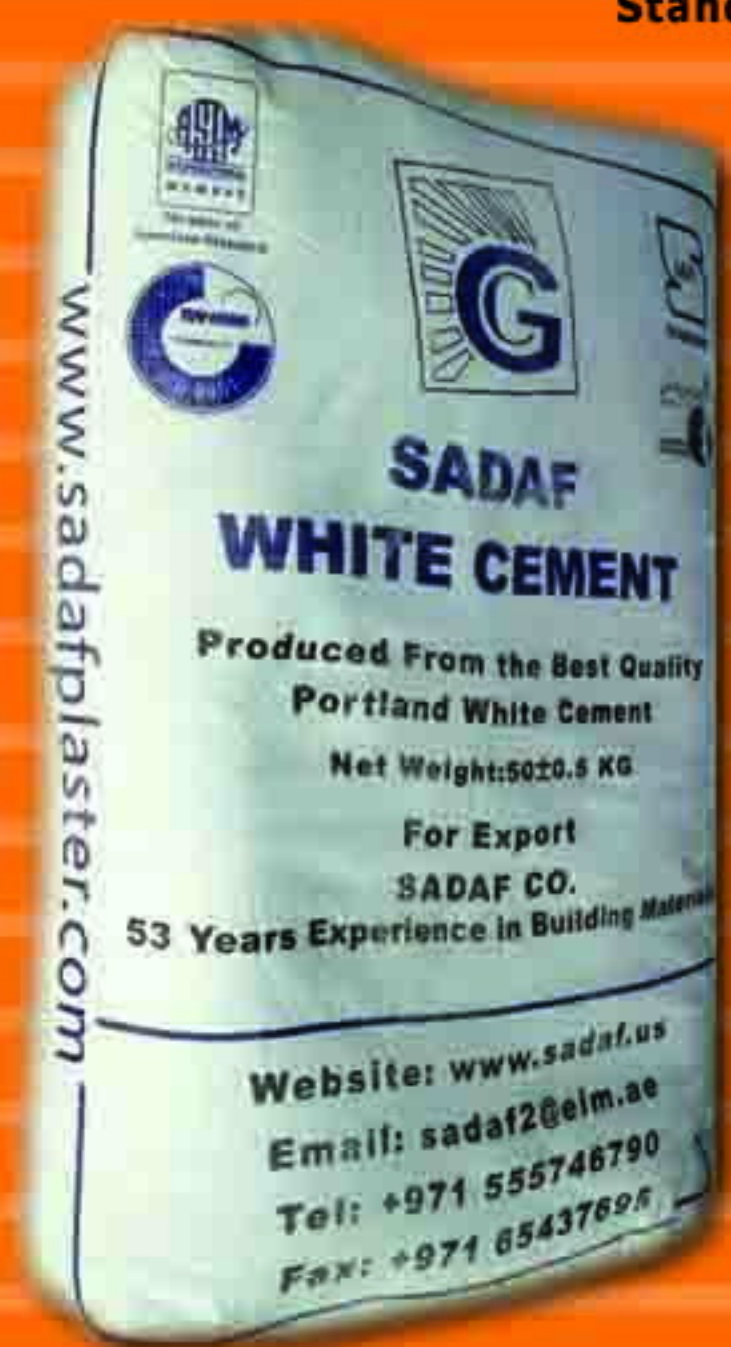


Products:

- ✓ Gypsum Powder
- ✓ Plaster of Paris
- ✓ Gypsum Board
- ✓ White Cement
- ✓ Hydrated Lime
- ✓ Gypsum Joint Filler
- ✓ Glass Reinforced Gypsum (GRG)



Member of American Standard Society




SADAF Gypsum

Five Decades of Experience in Gypsum Production

sadaf2@eim.ae

www.sadafgypsum.ae



SHATEE AL MURJAN GYPSUM

sadaf2@emirates.net.ae

www.sadafgypsum.ae

www.sadaf.ae

Emirates Office :

No.15- 44th st.- Cat Road- 3th Industrial zone- Sharjah-UAE

Phone : +971 65437685 Fax : +971 65437695 Mobile: +971 555746790



SADAF Gypsum Plaster

Material, Application and Technical Data

www.sadafgypsum.ae

Email: sadaf2@emirates.net.ae

Tel: +971555746790

Fax: +97165437695

Manufacturer Information

SADAF Gypsum Company is well-known as the leading producer and supplier of gypsum products. We have been producing gypsum products for over 50 years.

Material

SADAF gypsum with naturally occurring material, combines to produce a high quality product that is free of any harmful substances and fulfils current international standards.

Fields of Application

SADAF Gypsum powder is used for plastering of internal wall, fixing marble grouts and wallboard production. This product is suitable for use within residential buildings, hospitals, hotels, offices and all other rooms with standard humidity conditions. Sadaf Gypsum Plaster is designed for use in a variety of masonry backgrounds.

SADAF Gypsum Advantages

- This product is not a DOT hazardous material
- Economical
- High Strength
- Easy to mix with water
- Applied in single layer
- Easy to apply and spread
- High quality finish
- Low mortar weight

Technical Data

- Colour: White
- Fineness: Residue on 200 micron <12%
- Initial Setting Time: 9.5 Minutes
- Final Setting Time: 20 Minutes
- Bending Strength: 5.6 MN/m²
- Compressive Strength: 28 N/mm²

Toxicological Information

- Avoid contact with eyes, skin and clothing.
- Avoid breathing dust
- Contains no asbestos.

Chemical stability

- Stable in dry environments



SADAF Gypsum Plaster

Material, Application and Technical Data

sadaf2@eim.ae

Email: sadaf2@emirates.net.ae

Tel: +971555746790

Fax: +97165437695

Instruction on using Gypsum for decoration

- Pour some water in a clean bowl. Sprinkle SADAF gypsum on the water.
- Continue till the gypsum mounts over the water.
- Wait for 2-3 minutes until the gypsum absorbs the water stir it till you obtain a homogeneous mixture.
- Pour the compost in oiled moulds. Wait until compost hardens.
- After hardening take the mould out.

Instruction on using gypsum for Plastering

- Clean application area from dust, oil etc. The suitability of any background should be assessed prior to the application of any plaster finish.
- Pour some water in a clean bowl. Sprinkle SADAF gypsum on the water, Continue till the gypsum mounts over the water. stir it till you obtain a homogeneous mixture.
- Apply the plaster on wall. Nominal plaster thickness is 8-15 mm. If a thicker application of plaster is required, the first layer should be applied as normal to a maximum thickness of 20 mm.
- Correct the surface using Aluminum floating rule. Clean excess gypsum from the surface. Shave the surface via spatula.

Storage Condition

- Store material in a cool, dry, ventilated area
- The bags are supposed to be kept in dry atmosphere with no air flow. They should be cuttled by palettes, one bag on the top of another in a row of maximum 20 bags.

